



Toddler Play







UKPE064.05R

Combination equipment



UKPE064.05R

Combination equipment

-  1+
-  1 - 6
-  4.0 x 2.8 x 2.7 m
-  5.5 x 3.8 m
-  6.8 x 5.8 m
-  1.0 m

Playfunctions

Education, balancing, sliding, climbing equipment, climbing

Material

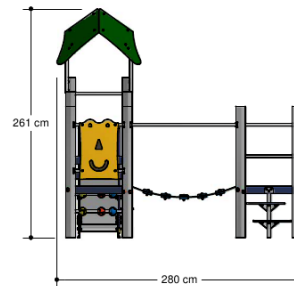
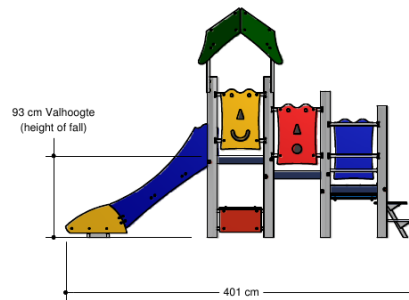
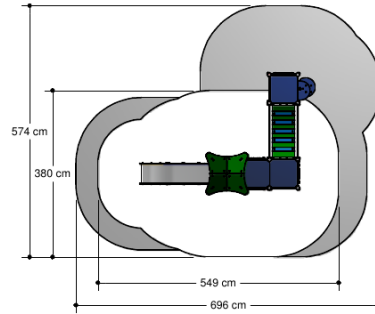
All metal parts are made of stainless steel 304. Floors, walls and climbing walls have a 'wooden' base and the whole is covered with a durable plastic coating. Wall and roof panels are an outdoor quality colored HPL laminate. Connections consist of stainless steel and, where necessary, covered with a plastic cap.

Anchorage

The posts go to a depth of 50 cm in the ground and at the bottom a steel plate to increase the support. Concrete is not required.

Comments

If the soil does not contribute to the stability it may be necessary to add concrete.



Opvangzone
Impact area

 WAS, Dutch law

 EN1176

Obstakelvrije zone
Obstacle free zone

 WAS, Dutch law

 EN1176

